








Information contained is informational only and not to supersede any other craft guidelines or recommendations. For more information using crochet standards see Craft Yarn Council—Yarn Standards.

## YARN WEIGHT AND RECOMMENDED CROCHET HOOK SIZE

When you purchase yarn or thread you will often see a symbol with a number on it on the wrapper.

The symbol and number represent the weight of the yarn and the definition assigned to it like 0=Lace, 1=Super Fine, 3=Light and so on. The manufacturer will also often include what hook size to use with it and a gauge to meet using that hook.

### 4 Inch gauge in sc (single crochet)

Weight	Description	Stitches to 4"	Hook Size
 LACE	Fingering thread #10	32 - 42	Steel 6, 7, 8 or B-1
 SUPER FINE	Fingering, Sock, Baby	21 - 32	B-1 to E-4
 FINE	Sport, Baby	16 - 20	E-4 to 7
 LIGHT	DK, Light Worsted	12 - 17	7 to I-9
 MEDIUM	Worsted, Afghan	11 - 14	I-9 to K-10.5
 BULKY	Chunky, Craft	8 - 11	K-10.5 to M-13
 SUPER BULKY	Super Bulky	7 - 9	M-13 to Q

Remember a well written pattern gives you all the information. Always use what is on the pattern first, not the fiber wrapper.

[www.pamelavellercrochet.com](http://www.pamelavellercrochet.com)